

VR-2000 Basic equipment

| | |
|-------------|--|
| Rails | Consisting of 2 m modules (length from 12 m) |
| Stairs | Bow stairs that move with the carriage |
| Side guides | Adjustable side guides, 4 pcs |
| Carriage | <ul style="list-style-type: none"> 2 x Carriage axles with POM tandem wheels 2 x Longitudinal planks |

ELECTRIC WINCH ACCORDING TO YOUR CHOICE

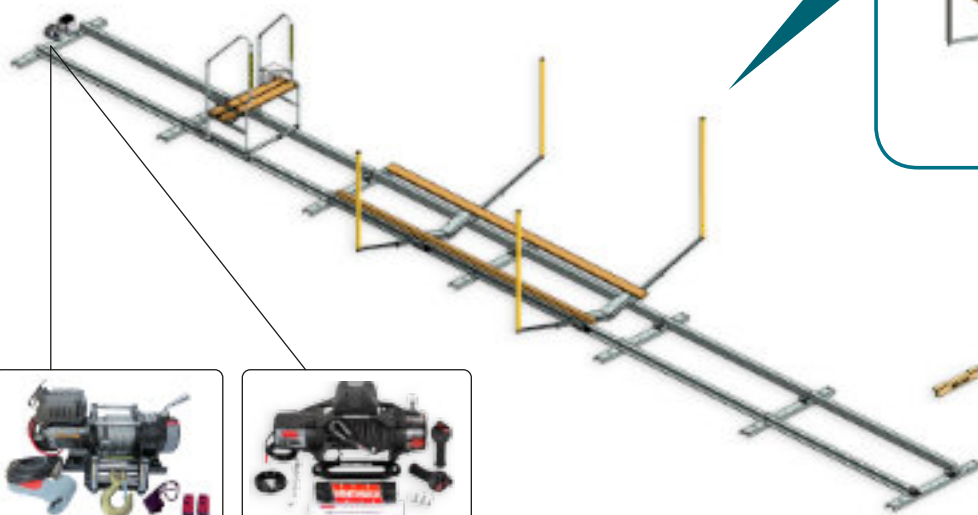
| | |
|----------|---|
| VR-2000E | Electric winch Warrior Ninja 12 V/2050 kg with wireless remote control, dyneema rope 24 m / 5 mm |
| VR-2000M | Electric winch Winchmax Military 12 V/6123 kg with wireless remote control, dyneema rope 25 m / 10 mm |

Technical information

| | |
|-------------------------|--|
| Frame | 7 mm hotrolled, hot-dip galvanized steel <ul style="list-style-type: none"> U-beams: UPE100 S355J2, Standard EN10025 Hot-dip galvanizing: 100-150 µm, EN ISO 1461 |
| Bolts and nuts | Hot-dip galvanized steel |
| Wheels | POM (Polyacetal) |
| Wheel hubs, fasteners | Acid-resistant steel |
| Wooden parts | Pressure-treated wood |
| Weight | About 456 kg (with the length 12 m) |
| Freight weight and size | Weight about 466 kg Size about 2,15 x 1,0 x 0,7 m |

EasyBoatRoller VR-2000 shore dock is intended for boats, which have total weight of less than 2000 kg, including the motor, equipment, fuel and passengers.

VR-2000E (14424E) / VR-2000M (14424M)



Warrior Ninja












Winchmax Military

| WARRANTY | YEAR |
|---------------------------------|------|
| Frame and metal parts | 2 |
| Wooden parts and accessories | 1 |
| Electric winches | 2 |
| Electric winches remote-control | 1 |

EasyBoatRoller will be delivered unassembled. We reserve the right to make changes.

Accessories

| | | | |
|---|---|--|---|
|  <p>204119</p> |  <p>204139</p> |  <p>204122</p> |  <p>204131</p> |
| <p>Rail extension set, 2 m</p> | <p>Wireless remote control set, 30 m operating range</p> | <p>Protection box for winch / battery</p> | <p>Solar Panel system with a leg and controller</p> |
|  <p>204107</p> |  <p>204113</p> |  <p>891005</p> |  <p>204140</p> |
| <p>Walking platform, 2 m</p> | <p>Higher staircase with 4+1 steps</p> | <p>MF-44 Bumbers of the carriages' planks</p> | <p>Third side guide unit</p> |
|  <p>204124 204125 204126</p> |  <p>204132 204134 204136</p> |  <p>204117</p> |  <p>204143 + 2043105 / 2043107</p> |
| <p>Heightening set of the carriage 100/200/300 mm</p> | <p>Adjustable support legs Short/medium/long</p> | <p>Transfer system for rails</p> | <p>2-way winch system + ferrule</p> |

| |
|---|
|  <p>204109</p> |
| <p>Wiping brushes, 2 pcs</p> |

Accessories for expanding the dock for bigger carrying capacity class

| | |
|--|---|
|  <p>204103</p> |  <p>204128</p> |
| <p>POM tandem wheels, 2 pcs</p> | <p>Axle with two POM tandem wheels</p> |